


Ultra V Pro

HALF-CELL N-Type TOPCon BIFACIAL MODULE

TYPE: STPXXXS-H66-Nsh+



600-625W **23.1%**
POWER OUTPUT MAX EFFICIENCY



High power output

Zero LID, ultra-low LeTID, better anti-PID performance, low power attenuation, high power output



Low risk of hidden cracks

The fine non-destructive cell cutting process avoids the damage of cutting surface effectively and reduces the risk of hidden cracks and hot spots on modules



Withstand harsh environments

Reliable quality that makes module resistant even to high temperatures, salt water and ammonia



Extended wind and snow load tests

Module certified to withstand extreme wind (2400 Pascal) and snow loads (5400 Pascal)*



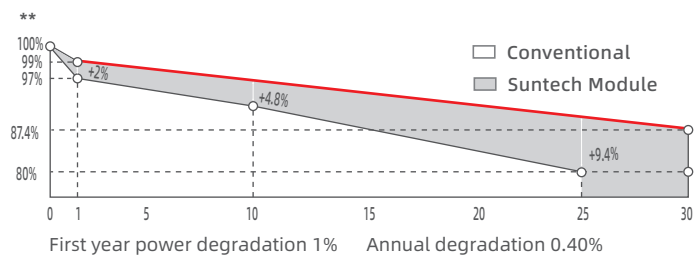
Tier 1
Bloomberg
NEW ENERGY FINANCE

ISO 14001 Environment Management System
ISO 45001 Occupational Health and Safety
ISO 9001 Quality Management System
SA 8000 Social Responsibility Standards
IEC TS 62941 Guideline for Module Design

IEC 61701 Salt-mist certification
IEC 62716 ammonia certification
IEC 60068-2-68 Dust and Sand
IEC 61730-2 (UL790) fire class C



30 years of linear warranty
15 years of product warranty



* Please refer to Suntech Standard Module Installation Manual for details.

** Please refer to Suntech Limited Warranty for details.

*** WEEE only for EU market.

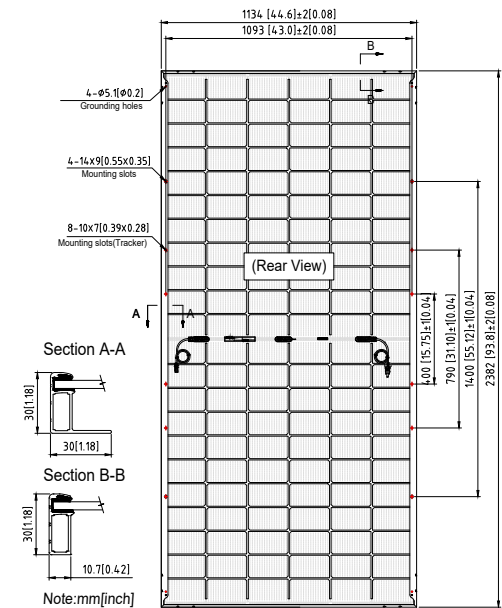
**** Suntech reserves the right to the final.

Ultra V Pro STPXXXS - H66-Nsh+ 600-625W

Mechanical Characteristics

Solar Cell	N-type Monocrystalline silicon
No. of Cells	132 (6 × 22)
Dimensions	2382 × 1134 × 30 mm (93.8 × 44.6 × 1.2 inches)
Weight	32.5 kg (71.65 lbs.)
Front/Back Glass	2.0+2.0 mm (0.079+ 0.079inches) semi-tempered glass
Output Cables	4.0 mm ² , (-) 350 mm (+) 160 mm in length or customized length
Junction Box	IP68 rated (3 bypass diodes)
Operating Module Temperature	-40 °C to +85 °C
Maximum System Voltage	1500 V DC (IEC)
Connectors	STP-XC4 or customer specifics
Maximum Series Fuse Rating	35 A
Power Tolerance	0/+5 W
Frame	Anodized aluminum alloy frame
Packing Configuration	36 Pieces per pallet 720 Pieces per container /40'HC 1155×1120×2505 1204kg

For tracker installation, please turn to Suntech for mechanical load information.



Electrical Characteristics

Module Type	STP625S-H66-Nsh+		STP620S-H66-Nsh+		STP615S-H66-Nsh+		STP610S-H66-Nsh+		STP605S-H66-Nsh+	
	STC	NMOT	STC	NMOT	STC	NMOT	STC	NMOT	STC	NMOT
Testing Condition	STC	NMOT	STC	NMOT	STC	NMOT	STC	NMOT	STC	NMOT
Maximum Power (Pmax/W)	625	477.5	620	473.4	615	469.6	610	465.8	605	462.1
Optimum Operating Voltage (Vmp/V)	40.98	38.60	40.82	38.40	40.65	38.20	40.48	38.10	40.31	37.90
Optimum Operating Current (Imp/A)	15.25	12.36	15.19	12.33	15.13	12.28	15.07	12.23	15.01	12.19
Open Circuit Voltage (Voc/V)	49.30	46.90	49.10	46.60	48.90	46.40	48.70	46.20	48.50	46.00
Short Circuit Current (Isc/A)	16.13	13.00	16.07	12.95	16.01	12.91	15.95	12.83	15.89	12.81
Module Efficiency (%)	23.1		23.0		22.8		22.6		22.4	

STC: Irradiance 1000 W/m², module temperature 25 °C, AM=1.5; NMOT: Irradiance 800 W/m², ambient temperature 20 °C, AM=1.5, wind speed 1 m/s; Measuring Tolerance is within +/- 3%;

Different Rearside Power Gain Reference to 625W Front

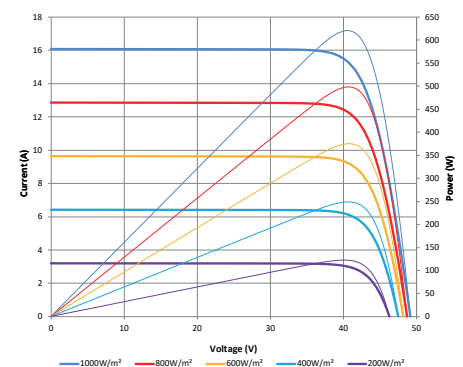
Rearside Power Gain	5%	15%	25%
Maximum Power at STC (Pmax)	656.25	718.75	781.25
Optimum Operating Voltage (Vmp/V)	40.98	40.98	41.08
Optimum Operating Current (Imp/A)	16.01	17.54	19.06
Open Circuit Voltage (Voc/V)	49.30	49.30	49.40
Short Circuit Current (Isc/A)	16.94	18.55	20.16
Module Efficiency (%)	24.3	26.6	28.9

Temperature Characteristics

Nominal Module Operating Temperature (NMOT)	42 ± 2 °C
Temperature Coefficient of Pmax	-0.29%/°C
Temperature Coefficient of Voc	-0.25%/°C
Temperature Coefficient of Isc	+0.046%/°C

Information on how to install and operate this product is available in the installation instruction. All values indicated in this data sheet are subject to change without prior announcement. The specifications may vary slightly. All specifications are in accordance with standard EN 50380. Color differences of the modules relative to the figures as well as discolorations of/in the modules which do not impair their proper functioning are possible and do not constitute a deviation from the specification.

Graphs Current-Voltage & Power-Voltage (625W)



H66 N-type Electrical Characteristics								
Type	Standard	Pow (W)	Vmp	Imp	Voc	Isc	FF	200 辐照度下弱光
STPxxxS- H66-Nsh+	STC	600	40.13	14.95	48.30	15.83	78.47%	-1.1
	BNPI	665	/	/	48.56	17.54	78.05%	/
	aBSI	/	/	/	/	19.63	/	/
	STC	605	40.31	15.01	48.50	15.89	78.50%	-1.1
	BNPI	670	/	/	48.76	17.61	78.08%	/
	aBSI	/	/	/	/	19.70	/	/
	STC	610	40.48	15.07	48.70	15.95	78.53%	-1.1
	BNPI	676	/	/	48.96	17.67	78.11%	/
	aBSI	/	/	/	/	19.78	/	/
	STC	615	40.65	15.13	48.90	16.01	78.56%	-1.2
	BNPI	681	/	/	49.16	17.74	78.13%	/
	aBSI	/	/	/	/	19.85	/	/
	STC	620	40.82	15.19	49.10	16.07	78.58%	-1.2
	BNPI	687	/	/	49.37	17.81	78.15%	/
	aBSI	/	/	/	/	19.93	/	/
	STC	625	40.98	15.25	49.30	16.13	78.60%	-1.2
	BNPI	693	/	/	49.57	17.87	78.17%	/
	aBSI	/	/	/	/	20.00	/	/
Bifaciality Factor	N-Type 80%							
Maximum Series Fuse Rating	35A							

本文中所有信息为尚德内部信息，未经书面许可，不得向外提供。

All information in the document belongs to Suntech, any disclosure is forbidden without written permission.